










































CHAPTER 1








HISTORY AND CAREER OPPORTUNITIES

CHAPTER OUTLINE	LEARNING PATH OUTLINE	MINDTAP ACTIVITIES
 Slides 1–6	Part 1: Orientation Ch. 1: History & Career Opportunities	 Ch. 1: Read: Chapter Learning Objectives  Ch. 1: Watch: Learning Motivation  Ch. 1: Do It: Pre-Assessment Quiz
I. UNDERSTAND THE HISTORY OF COSMETOLOGY  Slides 7–18	Understand the History of Cosmetology	 Ch. 1: Read: The History of Cosmetology  Ch. 1: Watch: A Brief History of Cosmetology  Ch. 1: Do It: Putting Yourself in the Situation  Ch. 1: Do It: Matching Historical People to Events
II. LEARN THE IMPORTANCE OF CONTINUING EDUCATION III. DISCOVER THE CAREER PATHS FOR COSMETOLOGISTS  Slides 19–23	Continuing Education and Career Paths for Cosmetologists	 Ch. 1: Read: Continuing Education and Discovering Different Career Paths for Cosmetologists  Ch. 1: Do It: Fill In the Blank Activity  Ch. 1: Do It: Apply Yourself Matching Exercise
 Slides 24–28	Chapter Review	 Ch. 1: Recap Chapter Highlights  Ch. 1: Flashcards: Key Terms Review  Ch. 1: Final Chapter Exam

CHAPTER 2




















LIFE SKILLS

CHAPTER OUTLINE	LEARNING PATH OUTLINE	MINDTAP ACTIVITIES
 Slides 1–5	Ch 2: Life Skills	<ul style="list-style-type: none">  Ch 2: Read: Chapter Learning Objectives  Ch 2: Do It: Pre-Assessment Quiz  Ch 2: Do It: The Interests Self-Test  Ch 2: Read: Life Skills In Action  Ch 2: Do It: Situational Problem
I. INTERPRET THE PSYCHOLOGY OF SUCCESS  Slides 7–12	Principles that Contribute to Personal and Professional Success	<ul style="list-style-type: none">  Ch 2: Read: Develop a Positive Personality and Attitude  Ch 2: Do It: Matching Activity
II. SET GOALS  Slides 13–15	Defining and Setting Goals	<ul style="list-style-type: none">  Ch 2: Read: Set Goals  Ch 2: Watch: Defining Your Core Values  Ch 2: Read: Mission Statement  Ch 2: Do It: Pathbrite Portfolio Activity: Creating Your Own Personal Mission Statement  Ch 2: Watch: Staying Motivated  Ch 2: Do It: Multiple Choice Quiz  Ch 2: Do It: Pathbrite Portfolio Activity: Set Goals  Ch 2: Do It: Goal-Setting Activity
III. DEMONSTRATE TIME MANAGEMENT  Slides 16–17	Time Management	<ul style="list-style-type: none">  Ch 2: Read: The Balancing Act  Ch 2: Read: Time Management  Ch 2: Do It: Time Management Activity  Ch 2: Watch: Become a Time Master  Ch 2: Do It: Media Quiz

<p>IV. EMPLOY SUCCESSFUL LEARNING TOOLS</p> <p>V. PRACTICE ETHICAL STANDARDS</p> <p>VI. DEVELOP A POSITIVE PERSONALITY AND ATTITUDE</p> <p> Slides 18–23</p>	<p>Learning Tools, Ethical Standards, & Developing A Positive Attitude</p>	<p> Ch 2: Read: Learning Tools, Ethical Standards, & Developing A Positive Attitude</p> <p> Ch 2: Do It: Multiple Choice Quiz</p>
<p> Slides 24–26</p>	<p>Chapter Review</p>	<p> Ch 2: Recap Chapter Highlights</p> <p> Ch 2: Flashcards: Key Terms Review</p> <p> Ch 2: Final Chapter Exam</p>


















CHAPTER 3












YOUR PROFESSIONAL IMAGE

CHAPTER OUTLINE	LEARNING PATH OUTLINE	MINDTAP ACTIVITIES
 Slides 1–3	Ch. 3: Your Professional Image	<ul style="list-style-type: none">  Ch. 3: Read: Chapter Learning Objectives  Ch. 3: Watch: Learning Motivation  Ch. 3: Do It: Pre-Assessment Quiz
<p>I. APPLY HEALTHFUL HABITS IN YOUR DAILY ROUTINE</p> <p>II. FOLLOW IMAGE BUILDING BASICS</p>  Slides 5–14	Applying Healthful Habits into Your Daily Routine	<ul style="list-style-type: none">  Ch. 3: Read: Personal Hygiene: The Good, Bad and Offensive  Ch 3: Watch: The Basics of Personal Hygiene  Ch. 3: Watch: Personal Grooming & Professional Behavior  Ch. 3: Do It: Putting Yourself in the Situation
<p>III. EMPLOY PROPER ERGO- NOMICS TO PROTECT YOUR BODY</p>  Slides 15–23	Employ Proper Ergonomics to Protect Your Body	<ul style="list-style-type: none">  Ch. 3: Read: Body Position Matters: Employing Proper Ergonomics  Ch. 3: Watch: Proper Ergonomics  Ch. 3: Do It: Fill In the Blank Activity
 Slides 24–25	Chapter Review	<ul style="list-style-type: none">  Ch. 3: Read: Bringing it Home  Ch. 3: Do It: Test Yourself  Ch. 3: Recap Chapter Highlights  Ch. 3: Flashcards: Key Terms Review  Ch. 3: Comprehensive Exam

CHAPTER 4

COMMUNICATING FOR SUCCESS




















CHAPTER OUTLINE	LEARNING PATH OUTLINE	MINDTAP ACTIVITIES
 Slides 1–3	Ch. 4: Communicating for Success	<ul style="list-style-type: none">  Ch. 4: Read: Chapter Learning Objectives  Ch. 4: Do It: Pre-Assessment Quiz  Ch. 4: Do It: Matching Exercise
I. PRACTICE COMMUNICATION SKILLS  Slides 4–7	Communication Skills	<ul style="list-style-type: none">  Ch. 4: Read: Practice Communication Skills  Ch. 4: Do It: True/False Quiz  Ch. 4: Listen: Communication Styles
II. CONDUCTING THE CLIENT CONSULTATION  Slides 8–18	Client Consultation	<ul style="list-style-type: none">  Ch. 4: Read: Conducting the Client Consultation  Ch. 4: Watch: An Effective Client Consultation  Ch. 4: Do It: Multiple Choice Quiz  Ch. 4: Watch: 10 Step Consultation Method  Ch. 4: Do It: Pathbrite Portfolio Activity: Needs Assessment  Ch. 4: Watch: Bringing it Home  Ch. 4: Do It: Putting Yourself in the Situation  Ch. 4: Listen: An Unhappy Client Service
























<p>III. HANDLING COMMUNICATION BARRIERS</p> <p> Slides 19–25</p>	<p>Handling Communication Barriers</p>	<p> Ch. 4: Read: Sometimes you will encounter situations that are beyond your control.</p> <p>▶ Ch. 4: Watch: How to Handle Tough Conversations</p> <p> Ch. 4: Do It: Put Yourself in the Situation</p>
<p>IV. GUIDELINES FOR IN-SALON COMMUNICATION</p> <p> Slides 26–32</p>	<p>Guidelines for In-Salon Communication</p>	<p> Ch. 4: Read: Building Open Lines of Communication</p> <p>▶ Ch. 4: Watch: Treat Everyone with Respect</p> <p> Ch. 4: Do It: In-Salon Communication</p> <p> Ch. 4: Read: Focus On Communicating with Managers</p>
<p> Slides 33–37</p>	<p>Chapter Review</p>	<p> Ch. 4: Recap Chapter Highlights</p> <p> Ch. 4: Flashcards: Key Terms Review</p> <p> Ch. 4: Final Chapter Exam</p>

CHAPTER 5

INFECTION CONTROL:





PRINCIPLES & PRACTICES

























CHAPTER OUTLINE	LEARNING PATH OUTLINE	MINDTAP ACTIVITIES
 Slides 1–3	Part 2: General Sciences Ch. 5: Infection Control: Principles & Practices	 Ch. 5: Read: Chapter Learning Objectives
 Slide 4	Why it is Important to Understand and Practice Infection Control	 Ch. 5: Watch: Learning Motivation  Ch. 5: Watch: Why Study Infection Control  Ch. 5: Do It: Pre-Assessment Quiz
I. MEET THE CURRENT REGULATIONS FOR HEALTH AND SAFETY  Slides 5–14	The Current Regulations for Health & Safety in the Salon	 Ch. 5: Read: Regulations, Regulatory Agencies, and Safety Data Sheets  Ch. 5: Watch: Regulatory Agencies, Laws & Rules  Ch. 5: Do It: Test Yourself
II. UNDERSTAND THE PRINCIPLES OF INFECTION  Slides 15–35	Understanding the Principles of Infection	 Ch. 5: Read: Infection Principles: Bacteria, Viruses, Fungi, and Parasites, Oh My!  Ch. 5: Watch: Infection Principles In Action.  Ch. 5: Do It: Matching Activity  Ch. 5: Do It: Fill In the Blank Activity
III. PREVENT THE SPREAD OF DISEASE  Slides 36–40	Preventing the Spread of Disease in Salons and Spas	 Ch. 5: Read: Cleaning, Disinfecting, and Sterilizing Demystified  Ch. 5: Watch: Cleaning and Disinfecting Practices in Action  Ch. 5: Do It: Apply Yourself Multiple Choice Exercise

<p>IV. FOLLOW STANDARD PRECAUTIONS TO PROTECT YOU AND YOUR CLIENTS</p> <p> Slides 41–56</p>	<p>Disinfecting Tools, Implements, Equipment, and Work Surface</p>	<ul style="list-style-type: none">  Ch. 5: Read: Disinfecting What's Disinfectable  Ch. 5: Watch: Disinfecting Nonelectrical Tools & Implements  Ch. 5: Do It: Matching Activity  Ch. 5: Read: Bringing it Home
<p> Slides 57–61</p>	<p>Disinfecting Foot Spas & Pedicure Equipment</p>	<ul style="list-style-type: none">  Ch. 5: Read: Disinfecting Foot Spas & Pedicure Equipment  Ch. 5: Read: Procedure for Disinfecting Whirlpool, Air-Jet, and Pipeless Foot Spas  Ch. 5: Read: Procedure for Cleaning & Disinfecting Basic Foot Basins or Tubs  Ch. 5: Watch: Cleaning & Disinfecting Foot Spas or Basins  Ch. 5: Watch: Cleaning & Disinfecting Non-Whirlpool Foot Spas
<p> Slides 62–63</p>	<p>Proper Hand Washing</p>	<ul style="list-style-type: none">  Ch. 5: Read: Hand Washing: The #1 Infection Prevention Practice  Ch. 5: Watch: Hand Washing in Action  Ch. 5: Do It: Multiple Choice Activity
<p>V. LIST YOUR PROFESSIONAL RESPONSIBILITIES</p> <p> Slides 64–69</p>	<p>Standard Precautions and Your Professional Responsibilities</p>	<ul style="list-style-type: none">  Ch. 5: Read: Standard Precautions and Your Professional Responsibilities  Ch. 5: Read: Handling an Exposure Incident  Ch. 5: Do It: Putting Yourself in the Situation
<p> Slides 70–76</p>	<p>Chapter Review</p>	<ul style="list-style-type: none">  Ch. 5: Recap Chapter Highlights  Ch. 5: Do It: Apply Yourself Exercise  Ch. 5: Flashcards: Key Terms Review  Ch. 5: Comprehensive Exam

CHAPTER 6























GENERAL ANATOMY & PHYSIOLOGY

CHAPTER OUTLINE	LEARNING PATH OUTLINE	MINDTAP ACTIVITIES
<p>I. WHY ANATOMY AND PHYSIOLOGY ARE IMPORTANT TO YOU</p> <p> Slides 1–5</p>	Ch. 6: General Anatomy & Physiology	<p>► Ch. 6: Watch: Understand The Importance of Anatomy and Physiology to the Cosmetology Profession</p> <p>▢ Ch. 6: Read: Chapter Learning Objectives</p> <p>✓ Ch. 6: Do It: Pre-Assessment Quiz</p>
<p>II. DESCRIBE CELLS</p> <p>III. DEFINE TISSUES</p> <p> Slides 6–12</p>	Cells and Tissue	<p>► Ch. 6: Watch: Organs and Body Systems</p> <p>▢ Ch. 6: Read: Basic Structure of the Cell</p> <p>▢ Ch. 6: Read: Tissue</p> <p>► Ch. 6: Watch: Tissues</p> <p>✓ Ch. 6: Do It: Matching Activity</p> <p>Ch. 6: Listen Overview</p>
<p>IV. NAME THE ORGANS AND BODY SYSTEMS</p> <p> Slide 13</p>	Body Systems	<p>▢ Ch. 6: Read: The 11 Body Systems</p> <p>► Ch. 6: Watch: General Anatomy & Physiology video</p> <p>► Ch. 6: Watch: Body System Basics</p> <p>✓ Ch. 6: Do It: Matching Quiz</p>
<p>V. REVIEW THE SKELETAL SYSTEM</p> <p> Slides 14–26</p>	Skeletal System	<p>▢ Ch. 6: Read: The Skeletal System</p> <p>► Ch. 6: Watch: Bad to the Bones</p> <p>✓ Ch. 6: Do It: Drag and Drop Quiz</p> <p>▢ Ch. 6: Read: Bones of the Skull and Cranium</p> <p>✓ Ch. 6: Do It: Drag and Drop Quiz</p> <p>✓ Ch. 6: Do It: Drag and Drop Quiz</p>

<p>VI. REVIEW THE MUSCULAR SYSTEM</p> <p> Slides 26–44</p>	Muscular System	<ul style="list-style-type: none">  Ch. 6: Read: The Muscular System  Ch. 6: Watch: Getting In Touch with Head Muscles  Ch. 6: Do It: Muscles, Face and Neck Game  Ch. 6: Do It: Muscles of the Shoulder & Arm Game  Ch. 6: Do It: Multiple Choice Quiz
<p>VII. REVIEW THE NERVOUS SYSTEM</p> <p>VIII. REVIEW THE CIRCULATORY SYSTEM</p> <p>IX. REVIEW THE LYMPHATIC/IMMUNE SYSTEM</p> <p> Slides 45–72</p>	Nervous System, Circulatory System and Lymphatic System	<ul style="list-style-type: none">  Ch. 6: Read: Divisions of the Nervous System  Ch. 6: Do It: Neuron Image Labeling Game  Ch. 6: Do It: Putting Yourself in the Situation  Ch. 6: Do It: Nerves of the Arm and Hand Labeling Game  Ch. 6: Read: Reviewing the Circulatory System  Ch. 6: Do It: Heart Image Labeling Game  Ch. 6: Do It: True/False Quiz  Ch. 6: Read: Lymphatic System & Endocrine System  Ch. 6: Watch: Review the Body Systems
<p>X. REVIEW THE INTEGUMENTARY SYSTEM</p> <p> Slides 73–78</p>	Integumentary System	<ul style="list-style-type: none">  Ch. 6: Read: Review the Integumentary System  Ch. 6: Read: The Integumentary System  Ch. 6: Do It: Multiple Choice Quiz
<p> Slides 79–86</p>	Chapter Review	<ul style="list-style-type: none">  Ch. 6: Recap Chapter Highlights  Ch. 6: Flashcards: Key Terms Review  Ch. 6: Final Chapter Exam

















CHAPTER 7

SKIN STRUCTURE, GROWTH, & NUTRITION

CHAPTER OUTLINE	LEARNING PATH OUTLINE	MINDTAP ACTIVITIES
 Slide 1	Ch. 7: Skin Structure, Growth, & Nutrition	 Ch. 7: Read: Chapter Learning Objectives
 Slides 2–3	Learning Motivation & Skin Basics	 Ch. 7: Watch: Learning Motivation  Ch. 7: Watch: Skin Basics  Ch. 7: Do It: Pre-Assessment Quiz
I. KNOW THE ANATOMY OF THE SKIN  Slides 4–24	Everything You Ever Wanted to Know About the Skin	 Ch. 7: Read: What is Your Skin Made of?  Ch. 7: Watch: Skin Anatomy in Action  Ch. 7: Watch: Skin Structures in Action  Ch. 7: Do It: Apply Yourself Matching Activity  Ch. 7: Do It: Test Yourself Multiple Choice Quiz
II. PROMOTE NUTRITION AND SKIN HEALTH  Slides 25–30	Functions of and Nutrition for the Skin	 Ch. 7: Read: What Your Skin Does for You and Your Body  Ch. 7: Read: Learn About The Relationship Between Nutrition & Skin Health  Ch. 7: Do It: Apply Yourself Matching Activity  Ch. 7: Do It: Putting Yourself in the Situation
 Slides 26–36	Chapter Review	 Ch. 7: Do It: Test Yourself  Ch. 7: Recap Chapter Highlights  Ch. 7: Flashcards: Key Terms Review  Ch. 7: Comprehensive Exam

CHAPTER 8























SKIN DISORDERS & DISEASES

CHAPTER OUTLINE	LEARNING PATH OUTLINE	MINDTAP ACTIVITIES
 Slides 1–3	Ch. 8: Skin Disorders & Diseases	<ul style="list-style-type: none">  Ch. 8: Read: Chapter Learning Objectives  Ch. 8: Do It: Pre-Assessment Quiz
 Slides 3–4	Why Study Skin Disorders & Diseases	<ul style="list-style-type: none">  Ch. 8: Watch: Reasons To Learn About Skin Disorders & Diseases  Ch. 8: Read: An Introduction to Skin Disorders & Diseases
 Slides 5–12	Learn About the Different Lesions of the Skin & What They Look Like	<ul style="list-style-type: none">  Ch. 8: Read: Primary & Secondary Lesions of the Skin; What's the Difference?  Ch. 8: Watch: Identifying the Primary Lesions of the Skin  Ch. 8: Watch: Identifying the Secondary Lesions of the Skin  Ch. 8: Do It: Matching Exercise
<p>I. IDENTIFY DISORDERS OF THE SEBACEOUS (OIL) GLANDS</p> <p>II. IDENTIFY DISORDERS OF THE SUDORIFEROUS (SWEAT) GLANDS</p>  Slides 13–15	Identifying Disorders of the Sebaceous (Oil) & Sudoriferous (Sweat) Glands	<ul style="list-style-type: none">  Ch. 8: Read: Disorders of the Sebaceous & Sudoriferous Glands  Ch. 8: Watch: Disorders of the Sebaceous (Oil) Glands  Ch. 8: Watch: Sweat & Oil Gland Disorders  Ch. 8: Do It: Multiple Choice Quiz

<p>III. RECOGNIZE INFLAMMATIONS AND COMMON INFECTIONS OF THE SKIN</p> <p>IV. RECOGNIZE PIGMENT DISORDERS OF THE SKIN</p> <p>V. LIST HYPERTROPHIES OF THE SKIN</p> <p> Slides 16–21</p>	<p>Skin Inflammations & Infections, Pigment Disorders, & Hypertrophies of the Skin</p>	<p> Ch. 8: Read: Skin Inflammations & Infections, Pigment Disorders, & Hypertrophies of the Skin</p> <p> Ch. 8: Watch: Skin Inflammations & Infections, Pigment Disorders, & Skin Hypertrophies</p> <p> Ch. 8: Do It: Matching Activity</p>
<p>VI. UNDERSTAND SKIN CANCER</p> <p> Slides 22–23</p>	<p>Understand Skin Cancer</p>	<p> Ch. 8: Read: Learn to Identify What Skin Cancers Look Like</p> <p> Ch. 8: Watch: Skin Cancer & Aging</p> <p> Ch. 8: Do It: Fill In the Blank Exercise</p>
<p>VII. EXAMINE ACNE AND PROBLEM SKIN</p> <p> Slides 24–26</p>	<p>Examine Acne and Problem Skin</p>	<p> Ch. 8: Read: Acne, Problem Skin, & Acne Treatments</p> <p> Ch. 8: Watch: Acne and Oil Gland Disorders</p> <p> Ch. 8: Do It: Multiple Choice Quiz</p>
<p>VIII. ANALYZE AGING SKIN ISSUES</p> <p>IX. UNDERSTAND THE SUN AND ITS EFFECTS</p> <p> Slides 27–31</p>	<p>Aging Skin Issues & the Effects of the Sun</p>	<p> Ch. 8: Read: Intrinsic & Extrinsic Factors That Influence Skin-Aging</p> <p> Ch. 8: Watch: Aging Skin Issues & the Effects of the Sun</p> <p> Ch. 8: Do It: Multiple Choice Quiz</p>
<p>X. RECOGNIZE CONTACT DERMATITIS</p> <p> Slides 32–35</p>	<p>Recognizing & Preventing Contact Dermatitis</p>	<p> Ch. 8: Read: Recognize Contact Dermatitis</p> <p> Ch. 8: Watch: Contact Dermatitis</p>
<p> Slides 36–41</p>	<p>Chapter Review</p>	<p>Ch. 8: Bringing it Home</p> <p> Ch. 8: Recap Chapter Highlights</p> <p>Ch. 8: Flashcards: Key Terms Review</p> <p>Ch. 8: Comprehensive Exam</p>











CHAPTER 9

NAIL STRUCTURE & GROWTH

CHAPTER OUTLINE	LEARNING PATH OUTLINE	MINDTAP ACTIVITIES
 Slides 1–2	Ch. 9: Nail Structure & Growth	 Ch. 9: Read: Chapter Learning Objectives  Ch. 9: Do It: Pre-Assessment Quiz  Ch. 9: Watch: Manicuring
I. DISTINGUISH THE STRUCTURE OF THE NATURAL NAIL  Slides 4–5	Characteristics of Healthy Nails	 Ch. 9: Read: Distinguish the Structure of the Natural Nail  Ch. 9: Do It: Fill in the Blank Quiz  Ch. 9: Watch: Nail Composition
II. IDENTIFY NAIL ANATOMY  Slides 6–20	Identify Nail Anatomy	 Ch. 9: Read: Identify Nail Anatomy  Ch. 9: Watch: Nail Anatomy  Ch. 9: Read: Nail Anatomy
III. DISCUSS NAIL GROWTH IV. KNOW YOUR NAILS  Slides 21–26	Nail Growth	 Ch. 9: Read: Nail Growth  Ch. 9: Do It: Situational Problems  Ch. 9: Read: Discuss Nail Growth  Ch. 9: Do It: Five Basic Nail Shapes Labeling Game  Ch. 9: Do It: Various Shapes of Nails
 Slides 27–30	Chapter Review	 Ch. 9: Recap Chapter Highlights  Ch. 9: Flashcards: Key Terms Review  Ch. 9: Final Chapter Exam


















CHAPTER 10



















NAIL DISORDERS & DISEASES

CHAPTER OUTLINE	LEARNING PATH OUTLINE	MINDTAP ACTIVITIES
 Slides 1–3	Ch. 10: Nail Disorders & Diseases	<ul style="list-style-type: none">  Ch. 10: Read: Chapter Learning Objectives ▶ Ch 10: Watch: Experience Learning About Nail Disorders & Diseases <input checked="" type="checkbox"/> Ch. 10: Do It: Pre-Assessment Quiz  Ch. 10: Read: An Introduction To Nail Disorders & Diseases
I. PINPOINT COMMON AND UNCOMMON NAIL DISORDERS  Slides 4–10	Common and Uncommon Nail Disorders	<ul style="list-style-type: none">  Ch. 10: Read: Common & Uncommon or Abnormal Nail Disorders ▶ Ch. 10: Watch: A Presentation About the Nail Disorders You May See in the Salon <input checked="" type="checkbox"/> Ch. 10: Do It: Matching Exercises <input checked="" type="checkbox"/> Ch. 10: Do It: Fill In the Blank Activity
II. RECOGNIZE NAIL DISEASES  Slides 11–15	Recognizing Nail Diseases	<ul style="list-style-type: none">  Ch. 10: Read: Infectious & Noninfectious Nail Diseases ▶ Ch. 10: Watch: A Presentation About the Nail Diseases You May See in the Salon <input checked="" type="checkbox"/> Ch. 10: Do It: Multiple Choice Quiz
III. PERFORM HAND, NAIL, AND SKIN ANALYSIS  Slides 16–21	Chapter Review	<ul style="list-style-type: none">  Ch. 10: Read: Why It Is Important To Perform A Hand & Nail Analysis On Every Client <input checked="" type="checkbox"/> Ch. 10: Do It: Putting Yourself In The Situation  Ch. 10: Recap Chapter Highlights <input checked="" type="checkbox"/> Ch. 10: Flashcards: Key Terms Review Ch. 10: Comprehensive Exam

CHAPTER 11





















PROPERTIES OF THE HAIR AND SCALP

CHAPTER OUTLINE	LEARNING PATH OUTLINE	MINDTAP ACTIVITIES
 Slides 1–4	Ch. 11: Properties of the Hair and Scalp	<ul style="list-style-type: none">  Ch. 11: Read: Chapter Learning Objectives  Ch. 11: Do It: Pre-Assessment Quiz  Ch. 11: Watch: Properties of the Hair & Scalp Learning Motivation
I. DISCOVER THE STRUCTURE OF HAIR  Slides 5–8	Structure of Hair	<ul style="list-style-type: none"> Ch. 11: The Structure of the Hair Root  Ch. 11: Read: Structures of the Hair Root  Ch. 11: Read: Structures of the Hair Shaft  Ch. 11: Watch: Structure of the Hair Ch. 11: Review: Structure of the Hair Shaft  Ch. 11: Do It: Structure of the Hair Labeling Game
II. LEARN ABOUT THE CHEMICAL COMPOSITION OF HAIR  Slides 9–17	Composition of Hair	<ul style="list-style-type: none">  Ch. 11: Read: Learn About the Chemical Composition of Hair  Ch. 11: Do It: Pathbrite Portfolio Activity  Ch. 11: Read: Side Bonds of the Cortex  Ch. 11: Do It: Matching Activity  Ch. 11: Read: Hair Pigment, Wave Pattern and Extremely Curly Hair  Ch. 11: Watch: Hair Structure  Ch. 11: Do It: Drop and Drag Activity

<p>III. THE TRUTH ABOUT HAIR GROWTH</p> <p> Slides 18–20</p>	Hair Growth	<p> Ch. 11: Read: The Truth About Hair Growth</p> <p>▶ Ch. 11: Watch: Hair Growth</p> <p>▶ Ch. 11: Watch: Hair Growth 2</p>
<p>IV. UNDERSTAND HAIR LOSS CAUSES AND TREATMENTS</p> <p> Slides 21–28</p>	Hair Loss	<p> Ch. 11: Read: Understand Hair Loss Causes and Treatments</p> <p>▶ Ch. 11: Watch: Hair Loss</p> <p> Ch. 11: Do It: Multiple Choice Quiz</p>
<p>V. RECOGNIZE DISORDERS OF THE HAIR</p> <p>VI. RECOGNIZE DISORDERS OF THE SCALP</p> <p> Slides 29–35</p>	Disorders of the Hair and Scalp	<p> Ch. 11: Read: Disorders of the Hair</p> <p> Ch. 11: Do It: Drag and Drop Activity</p> <p> Ch. 11: Read: Disorders of the Scalp</p> <p> Ch. 11: Do It: Drag and Drop Activity</p> <p>▶ Ch. 11: Watch: Hair Disorders</p> <p> Ch. 11: Do It: Multiple Choice Quiz</p>
<p>VII. LEARN HOW TO PERFORM A THOROUGH HAIR AND SCALP ANALYSIS</p> <p> Slides 36–45</p>	Thorough Hair and Scalp Analysis	<p> Ch. 11: Read: Learn How To Perform a Thorough Hair and Scalp Analysis</p> <p>▶ Ch. 11: Watch: Hair Analysis</p> <p>▶ Ch. 11: Watch: Hair Analysis</p> <p> Ch. 11: Do It: Hair Analysis Quiz</p>
<p> Slides 46–50</p>	Chapter Review	<p> Ch. 11: Recap Chapter Highlights</p> <p> Ch. 11: Flashcards: Key Terms Review</p> <p> Ch. 11: Final Chapter Exam</p>
























CHAPTER 12

BASICS OF CHEMISTRY

CHAPTER OUTLINE	LEARNING PATH OUTLINE	MINDTAP ACTIVITIES
 Slides 1–5	Ch. 12: Basics of Chemistry	<ul style="list-style-type: none">  Ch. 12: Read: Chapter Learning Objectives  Ch. 12: Do It: Pre-Assessment Quiz  Ch. 12: Watch: An Introduction to the Basics of Chemistry
<p>I. RECOGNIZE HOW THE SCIENCE OF CHEMISTRY INFLUENCES COSMETOLOGY</p> <p>II. DEFINE MATTER</p>  Slides 6–29	How the Science of Chemistry Influences Cosmetology	<ul style="list-style-type: none">  Ch. 12: Watch: Experience Learning About Chemistry  Ch. 12: Read: How the Science of Chemistry Influences Cosmetology  Ch. 12: Watch: Chemistry and Matter Slideshow  Ch. 12: Watch: Properties of Matter Slideshow  Ch. 12: Watch: Substances & Mixtures Slideshow  Ch. 12: Do It: Multiple Choice Quiz  Ch. 12: Do It: Matching Quiz
<p>III. UNDERSTAND POTENTIAL HYDROGEN (PH) AND HOW IT AFFECTS HAIR, SKIN, AND NAILS</p>  Slides 30–36	Understand How pH (Potential Hydrogen) Affects the Hair, Skin, & Nail	<ul style="list-style-type: none">  Ch. 12: Read: All About pH, The pH Scale, Water & pH, and Acids & Alkalis in Beauty Products  Ch. 12: Watch: pH Potential Hydrogen video  Ch. 12: Do It: pH Scale Labeling Game  Ch. 12: Do It: Media Quiz
 Slides 37–43	Chapter Review	<ul style="list-style-type: none">  Ch. 12: Recap Chapter Highlights  Ch. 12: Flashcards: Key Terms Review Ch. 12: Comprehensive Exam

CHAPTER 13



















BASICS OF ELECTRICITY















CHAPTER OUTLINE	LEARNING PATH OUTLINE	MINDTAP ACTIVITIES
 Slides 1–5	Ch. 13: Basics of Electricity	 Ch. 13: Read: Chapter Learning Objectives  Ch. 13: Do It: Pre-Assessment Quiz Ch. 13: The Basics Of Electricity
I. UNDERSTAND ELECTRICITY  Slides 6–11	Understand Electricity	 Ch. 13: Read: Understand Electricity  Ch. 13: Do It: Situational Problem Activity
II. PRACTICE ELECTRICAL EQUIPMENT SAFETY  Slides 12–21	Practice Electrical Equipment Safety	 Ch. 13: Read: Safety Devices  Ch. 13: Watch: Safety with Electricity  Ch. 13: Do It: Multiple Choice Quiz
III. UNDERSTAND ELECTROTHERAPY IV. IDENTIFY OTHER ELECTRICAL EQUIPMENT  Slides 22–32	Understand Electrotherapy	 Ch. 13: Read: Understand Electrotherapy  Ch. 13: Watch: Electrotherapy  Ch. 13: Do It: Drop and Drag Quiz  Ch. 13: Do It: Multiple Choice Quiz
V. EXPLAIN LIGHT ENERGY AND LIGHT THERAPY  Slides 33–48	Light Energy and Light Therapy	 Ch. 13: Read: Explain Light Energy and Light Therapy  Ch. 13: Watch: Light and Therapy  Ch. 13: Do It: Complete the Quiz
 Slides 49–54	Chapter Review	 Ch. 13: Recap Chapter Highlights  Ch. 13: Flashcards: Key Terms Review  Ch. 13: Final Chapter Exam

CHAPTER 14

PRINCIPLES OF HAIR


















DESIGN





















CHAPTER OUTLINE	LEARNING PATH OUTLINE	MINDTAP ACTIVITIES
 Slides 1–4	Part 3: Hair Care Ch. 14: Principles of Hair Design	<ul style="list-style-type: none">  Ch. 14: Read: Chapter Learning Objectives  Ch. 14: Do It: Pre-Assessment Quiz  Ch. 14: Watch: Learning Motivation
I. DISCOVER THE PHILOSOPHY OF DESIGN  Slides 5–6	Philosophy of Design	<ul style="list-style-type: none">  Ch. 14: Read: Philosophy of Design
II. DEFINE THE ELEMENTS OF HAIR DESIGN  Slides 7–17	Elements of Hair Design	<ul style="list-style-type: none">  Ch. 14: Read: Define the Elements of Hair Design  Ch. 14: Watch: Elements of Hair Design  Ch. 14: Do It: Matching Quiz  Ch. 14: Read: Design Texture  Ch. 14: Watch: Video  Ch. 14: Do It: Matching Activity  Ch. 14: Do It: Elements of Hair Design Quiz
III. UNDERSTAND THE PRINCIPLES OF HAIR DESIGN  Slides 18–25	Principles of Hair Design	<ul style="list-style-type: none">  Ch. 14: Read: Principles of Hair Design  Ch. 14: Watch: Hair Design Principles  Ch 14: Do It: Pathbrite Portfolio Activity: Discover Your Creative Side Related to Hair Design

<p>IV. RECOGNIZE THE INFLUENCE OF HAIR TYPE AND TEXTURE ON HAIRSTYLE</p> <p>V. CREATE HARMONY BETWEEN HAIRSTYLE AND FACIAL STRUCTURE</p> <p> Slides 26–41</p>	Type and Texture on Hairstyle	<p> Ch. 14: Do It: Creativity Comes in Different Forms</p> <p> Ch. 14: Read: Recognize the Influence of Hair Type and Texture on Hairstyle</p> <p> Ch. 14: Watch: Principles of Hair Design</p> <p> Ch. 14: Read: Create Harmony between Hairstyle and Facial Structure</p> <p> Ch. 14: Do It: Pathbrite Portfolio Activity: Create Harmony Between Hairstyles and Facial Structure</p> <p> Ch. 14: Watch: Proportion and Facial Structure</p> <p> Ch. 14: Do It: Multiple Choice Quiz</p>
<p>VI. DESIGN FOR MEN</p> <p> Slide 42</p>	Design for Men	<p> Ch. 14: Read: Design Considerations For Men</p>
<p> Slides 43–48</p>	Chapter Review	<p> Ch. 14: Chapter Recap</p> <p> Ch. 14: Flashcards: Key Terms Review</p> <p> Ch. 14: Final Chapter Exam</p>

CHAPTER 15



















SCALP CARE, SHAMPOOING, AND CONDITIONING




CHAPTER OUTLINE	LEARNING PATH OUTLINE	MINDTAP ACTIVITIES
 Slides 1–4	Ch. 15: Scalp Care, Shampooing, and Conditioning	<ul style="list-style-type: none">  Ch. 15: Read: Chapter Learning Objectives  Ch. 15: Do It: Pre-Assessment Quiz  Ch. 15: Watch: Why Study Video
I. SAFELY AND EFFECTIVELY USE MESSAGE IN SCALP CARE  Slides 6–11	Safely & Effectively Use Massage in Scalp Care	<ul style="list-style-type: none">  Ch. 15: Watch: Scalp Care & Massage  Ch. 15: Read: Learn How to Safely & Effectively Use Massage in Scalp Care  Ch. 15: Read: Procedure for a Scalp Massage  Ch. 15: Do It: Multiple Choice Quiz  Ch. 15: Watch: Scalp Care and Massage
II. LEARN THE BENEFITS OF PROPER HAIR BRUSHING  Slide 12	Learn the Benefits of Proper Hair Brushing	<ul style="list-style-type: none">  Ch. 15: Read: Proper Hair Brushing
 Slides 13–15	Hair Brushing Procedure	<ul style="list-style-type: none">  Ch. 15: Read: Hair Brushing is a Pre-service Procedure  Ch. 15: Watch: Hair Brushing  Ch. 15: Do It: Multiple Choice Quiz  Ch. 15: Do It: Pathbrite Portfolio Activity: Benefits of Proper Hair Brushing










<p>III. PROVIDE A PROPER AND EFFECTIVE SHAMPOO SERVICE</p> <p> Slides 16–17</p>	<p>Proper and Effective Shampoo Service</p>	<ul style="list-style-type: none">  Ch. 15: Read: Provide a Proper and Effective Shampoo Service ▶ Ch. 15: Watch: Shampooing  Ch. 15: Do It: Multiple Choice Quiz ▶ Ch. 15: Watch: Video  Ch. 15: Read: Basic Shampooing and Conditioning  Ch. 15: Do It: Pathbrite Portfolio Activity: Making the Best Shampoo and Conditioning Experience
<p>IV. RECOMMEND AND USE CONDITIONERS</p> <p> Slides 18–33</p>	<p>Recommend and Use Conditioners</p>	<ul style="list-style-type: none">  Ch. 15: Read: Recommend and Use Conditioners ▶ Ch. 15: Watch: The Chemistry of Conditioner  Ch. 15: Do It: Matching Quiz ▶ Ch. 15: Watch: Conditioning  Ch. 15: Read: Procedure for Conditioning  Ch. 15: Do It: Multiple Choice Quiz
<p>V. USE PROFESSIONAL DRAPING</p> <p> Slides 34–36</p>	<p>Use Professional Draping</p>	<ul style="list-style-type: none">  Ch. 15: Read: Use Professional Draping ▶ Ch. 15: Watch: Draping a Client  Ch. 15: Do It: Matching Activity  Ch. 15: Read: Understand the Benefits of the Three Part Procedures ▶ Ch. 15: Watch: Draping Procedures  Ch. 15: Read: Procedures  Ch. 15: Do It: Multiple Choice Quiz
<p> Slides 37–42</p>	<p>Chapter Review</p>	<ul style="list-style-type: none">  Ch. 15: Recap Chapter Highlights  Ch. 15: Flashcards: Key Terms Review  Ch. 15: Final Chapter Exam

CHAPTER 16

HAIRCUTTING



























CHAPTER OUTLINE	LEARNING PATH OUTLINE	MINDTAP ACTIVITIES
 Slides 1–4	Ch. 16: Haircutting	<ul style="list-style-type: none">  Ch. 16: Read: Chapter Learning Objectives  Ch. 16: Do It: Pre-Assessment Quiz  Ch. 16: Watch: Why Study Haircutting Video
<p>I. UNDERSTAND THE BASIC PRINCIPLES OF HAIRCUTTING</p>  Slides 5–16	Understand the Basic Principles of Haircutting	<ul style="list-style-type: none">  Ch. 16: Watch: Haircutting Basics  Ch. 16: Read: Learn The Basic Principles of Haircutting  Ch. 16: Watch: Principles of Haircutting in Action  Ch. 16: Watch: Reference Points & Areas of the Head  Ch. 16: Read: Learn More About The Basic Principles of Haircutting  Ch. 16: Watch: Lines and Angles Video  Ch. 16: Watch: Lines, Sections, Elevation, Guidelines, and More  Ch. 16: Do It: Fill In the Blank Activity  Ch. 16: Do It: Matching Exercise
<p>II. CONDUCT AN EFFECTIVE CLIENT CONSULTATION FOR HAIRCUTTING</p>  Slides 17–20	Conduct an Effective Client Consultation for Haircutting	<ul style="list-style-type: none">  Ch. 16: Watch: A Great Haircut Begins With A Great Consultation  Ch. 16: Read: Conduct an Effective Consultation for Haircutting Ch. 16: Bringing it Home  Ch. 16: Do It: Situational Problem

<p>III. SHOW PROPER USE OF HAIRCUTTING TOOLS</p> <p> Slides 21–35</p>	<p>Show Proper Use of Haircutting Tools</p>	<ul style="list-style-type: none"> ▶ Ch. 16: Watch: An Introduction to Haircutting Tools ▢ Ch. 16: Read: Choosing & Properly Using the Right Haircutting Tools ▶ Ch. 16: Watch: Haircutting Tools Video ▶ Ch. 16: Watch: Razor Cutting Safety ☑ Ch. 16: Do It: Matching Activity
<p>IV. UNDERSTAND PROPER POSTURE AND BODY POSITION</p> <p>V. MAINTAIN SAFETY IN HAIRCUTTING</p> <p> Slides 36–38</p>	<p>Haircutting Posture, Body Position, & Haircutting Safety</p>	<ul style="list-style-type: none"> ▶ Ch. 16: Watch: An Introduction to Proper Body Position & Posture ▢ Ch. 16: Read: Haircutting Posture, Body Position, & Haircutting Safety ☑ Ch. 16: Do It: Multiple Choice Quiz
<p>VI. CUT HAIR USING BASIC HAIRCUTTING TECHNIQUES</p> <p> Slides 39–52</p>	<p>Cut Hair Using Basic Haircutting Techniques</p>	<ul style="list-style-type: none"> ▢ Ch. 16: Read: Cutting Hair Using Basic Haircutting Techniques ▶ Ch. 16: Watch: The Right-Handed Blunt Haircut Slideshow ▶ Ch. 16: Watch: The Left-Handed Blunt Haircut Slideshow ▢ Ch. 16: Read: The Graduated Haircut ▶ Ch. 16: Watch: The Right-Handed Graduated Haircut Slideshow ▶ Ch. 16: Watch: The Left-Handed Graduated Haircut Slideshow ▢ Ch. 16: Read: The Uniform-Layered Haircut ▶ Ch. 16: Watch: The Right-Handed Uniform-Layered Haircut Slideshow ▶ Ch. 16: Watch: The Left-Handed Uniform-Layered Haircut Slideshow ▶ Ch. 16: Watch: The Right-Handed Long-Layered Haircut Slideshow ▶ Ch. 16: Watch: The Left-Handed Long-Layered Haircut Slideshow ☑ Ch. 16: Do It: Pathbrite Portfolio Activity: Display Your Work

<p>VII. UNDERSTAND OTHER CUTTING TECHNIQUES</p> <p>VIII. EFFECTIVELY USE CLIPPERS AND TRIMMERS</p> <p> Slides 53–78</p>	<p>Understanding Other Cutting Techniques</p>	<ul style="list-style-type: none">  Ch. 16: Read: Understand Other Cutting Techniques ▶ Ch. 16: Watch: Texturizing  Ch. 16: Do It: Matching Activity ▶ Ch. 16: Watch: An Introduction To Using Clippers & Trimmers Slideshow  Ch. 16: Read: Effectively Using Clippers and Trimmers ▶ Ch. 16: Watch: The Men's Basic Clipper Cut Slideshow  Ch 16: Do It: Pathbrite Portfolio Activity: Men's Basic Clipper Cut
<p> Slides 79–84</p>	<p>Chapter Review</p>	<ul style="list-style-type: none">  Ch. 16: Recap Chapter Highlights  Ch. 16: Flashcards: Key Terms Review  Ch. 16: Do It: Media Quiz Ch. 16: Comprehensive Exam

CHAPTER 17




















HAIRSTYLING

CHAPTER OUTLINE	LEARNING PATH OUTLINE	MINDTAP ACTIVITIES
I. START WITH A CLIENT CONSULTATION  Slides 1–5	Chapter 17: Hairstyling	<ul style="list-style-type: none">  Ch. 17: Read: Chapter Learning Objectives  Ch. 17: Do It: Pre-Assessment Quiz  Ch. 17: Watch: Why Study Hairstyling  Ch. 17: Read: Start with a Client Consultation
II. LEARN THE BASICS OF WET HAIRSTYLING III. PERFORM FINGER WAVING  Slides 7–11	Finger Waving	<ul style="list-style-type: none">  Ch. 17: Watch: Finger Waving  Ch. 17: Read: Finger Waving  Ch. 17: Watch: More About Finger Waves  Ch 17: Do It: Pathbrite Portfolio Activity: Creating the Finger Wave
IV. FORM PIN CURLS  Slides 12–21	Pin Curls	<ul style="list-style-type: none">  Ch. 17: Read: Form Pin Curls  Ch. 17: Do It: Matching Activity  Ch. 17: Watch: Pin Curls and Waves  Ch. 17: Do It: Multiple Choice Quiz
V. CREATE ROLLER CURLS  Slides 22–27	Create Roller Curls	<ul style="list-style-type: none">  Ch. 17: Read: Create Roller Curls  Ch. 17: Watch: Roller Curls  Ch. 17: Do It: Multiple Choice Quiz  Ch. 17: Watch: More About Roller Curls  Ch 17: Do It: Drag & Drop Activity
VI. MASTER COMB-OUT TECHNIQUES  Slides 28–30	Comb Out Techniques	<ul style="list-style-type: none">  Ch. 17: Read: Master Comb Out Techniques  Ch. 17: Watch: Master Comb Out Techniques  Ch. 17: Watch: Review What You Learned  Ch. 17: Do It: Multiple Choice Quiz

<p>VII. UNDERSTAND HAIR WRAPPING</p> <p> Slide 31</p>	Hair Wrapping	<p>► Ch. 17: Watch: Understand Hair Wrapping</p> <p>▢ Ch. 17: Read: Understanding Hair Wrapping</p> <p>✓ Ch 17: Do It: Pathbrite Portfolio Activity: Hair Waving, Pin Curling and Hair Wrapping</p>
<p>VIII. FINISH HAIR USING BASIC BLOWDRY STYLING</p> <p> Slides 32–39</p>	Basic Blowdrying Styling	<p>▢ Ch. 17: Read: Basic Blowdry Styling</p> <p>► Ch. 17: Watch: Blowdry Styling Is The Technique Of Drying & Styling Damp Hair In One Operation</p> <p>✓ Ch. 17: Do It: Multiple Choice Quiz</p> <p>► Ch 17: Watch: Thermal Styling Video</p>
<p>IX. MAINTAIN SAFETY IN THERMAL HAIRSTYLING</p> <p> Slides 40–58</p>	Safety in Thermal Hairstyling	<p>▢ Ch. 17: Read: Maintaining Safety in Thermal Hairstyling</p> <p>► Ch. 17: Watch: Thermal Iron Styling</p> <p>▢ Ch. 17: Read: The 4 Basic Curl Patterns</p> <p>✓ Ch 17: Do It: Pathbrite Portfolio Activity: Thermal Curling Activity</p>
<p>X. THERMAL HAIR STRAIGHTENING (HAIR PRESSING)</p> <p> Slides 59–74</p>	Thermal Hair Straightening	<p>► Ch. 17: Watch: Thermal Hair Straightening</p> <p>▢ Ch. 17: Read: Thermal Hair Straightening</p> <p>✓ Ch. 17: Do It: Multiple Choice Quiz</p> <p>► Ch. 17: Watch: Hair Pressing</p> <p>✓ Ch. 17: Do It: Multiple Choice Quiz</p> <p>✓ Ch 17: Do It: Pathbrite Portfolio Activity: Practice Thermal Hair Straightening</p>
<p>XI. CREATIVELY STYLE LONG HAIR</p> <p>XII. PERFORM FORMAL STYLING</p> <p>XIII. EXPRESS THE ARTISTRY OF HAIRSTYLING</p> <p> Slides 75–80</p>	Creatively Style Long Hair	<p>▢ Ch. 17: Read: Creatively Style Long Hair</p> <p>► Ch. 17: Watch: Stylish Updos</p> <p>✓ Ch. 17: Do It: Practice Quiz</p> <p>► Ch. 17: Watch: Styling Long Hair</p> <p>► Ch. 17: Watch: Pleated Updo Video</p> <p>✓ Do It: Pathbrite Portfolio Activity: Practice Your Updo Techniques</p>
<p> Slides 81–89</p>	Chapter Review	<p>▢ Ch. 17: Recap Chapter Highlights</p> <p>✓ Ch. 17: Flashcards: Key Terms Review</p> <p>✓ Ch. 17: Final Chapter Exam</p>




























CHAPTER 18

BRAIDING AND BRAID EXTENSIONS

CHAPTER OUTLINE	LEARNING PATH OUTLINE	MINDTAP ACTIVITIES
 Slides 1–4	Ch. 18: Braiding and Braid Extensions	 Ch. 18: Read: Chapter Learning Objectives  Ch. 18: Do It: Pre-Assessment Quiz  Ch. 18: Watch: Why Study Braiding and Braid Extensions
I. UNDERSTAND THE BASICS OF BRAIDING II. BRAID THE HAIR  Slides 6–24	Understanding the Basics of Braiding	 Ch. 18: Read: Understand the Basics of Braiding  Ch. 18: Watch: An Introduction to the Basics of Braiding  Ch. 18: Read: Braiding the Hair  Ch. 18: Watch: The Procedure for Single Braids with Extensions  Ch. 18: Watch: The Procedure for Basic Cornrows  Ch. 18: Do It: Putting Yourself in the Situation
III. CLASSIFY TEXTURED SETS AND STYLES  Slides 25–30	Classify Textured Sets and Styles	 Ch. 18: Read: All About Textured Sets and Styles  Ch. 18: Watch: Braiding Styles: Locks, Also Known as Dreadlocks  Ch. 18: Do It: Fill In the Blank Activity
 Slides 31–34	Chapter Review	 Ch. 18: Do It: Media Quiz  Ch. 18: Recap Chapter Highlights  Ch. 18: Flashcards: Key Terms Review Ch. 18: Comprehensive Exam

CHAPTER 19


















WIGS AND HAIR ADDITIONS



CHAPTER OUTLINE	LEARNING PATH OUTLINE	MINDTAP ACTIVITIES
 Slides 1–3	Chapter 19: Wigs and Hair Additions	<ul style="list-style-type: none">  Ch. 19: Read: Chapter Learning Objectives  Ch. 19: Do It: Pre-Assessment Quiz Ch. 19: Wigs And Hair Additions
I. ESTABLISH THE DIFFERENCES BETWEEN HUMAN AND SYNTHETIC HAIR  Slides 4–12	Differences Between Human and Synthetic Hair	<ul style="list-style-type: none">  Ch. 19: Watch: Learn About Wigs and Hairpieces  Ch. 19: Do It: Multiple Choice Quiz  Ch. 19: Read: The Differences Between Human Hair and Synthetic Hair
II. LEARN BASIC WIG KNOWLEDGE  Slides 13–26	Basic Wig Knowledge	<ul style="list-style-type: none">  Ch. 19: Read: Basic Wig Knowledge  Ch. 19: Do It: Apply What You Have Read  Ch. 19: Watch: Two Basic Categories of Wigs  Ch. 19: Do It: Multiple Choice Quiz
III. KNOW THE DIFFERENT TYPES OF HAIRPIECES  Slides 27–30	Hairpieces	<ul style="list-style-type: none">  Ch. 19: Read: Know the Different Types of Hairpiece  Ch. 19: Watch: Wigs and Hairpieces  Ch. 19: Do It: Matching Exercise  Ch. 19: Do It: Apply What You Learned
IV. STUDY THE WORLD OF HAIR EXTENSIONS  Slides 31–51	Hair Extensions	<ul style="list-style-type: none">  Ch. 19: Read: Study the World of Hair Extensions  Ch. 19: Do It: Apply What You Have Read  Ch. 19: Watch: Attaching Extensions  Ch. 19: Read: A Final Thought  Ch. 19: Do It: Multiple Choice Quiz
 Slides 52–56	Chapter Review	<ul style="list-style-type: none">  Ch. 19: Recap Chapter Highlights  Ch. 19: Flashcards: Key Terms Review  Ch. 19: Final Chapter Exam

CHAPTER 20

CHEMICAL TEXTURE






SERVICES



































CHAPTER OUTLINE	LEARNING PATH OUTLINE	MINDTAP ACTIVITIES
 Slides 1–3	Chapter 20: Chemical Texture Services	<ul style="list-style-type: none">  Ch. 20: Read: Chapter Learning Objectives  Ch. 20: Do It: Pre-Assessment Quiz
<p>I. UNDERSTAND HOW CHEMICAL SERVICES AFFECT THE STRUCTURE OF HAIR</p>  Slides 4–13	An Introduction to Chemical Texture Services	<ul style="list-style-type: none">  Ch. 20: Watch: Why Study Chemical Texture Services?  Ch. 20: Read: An Introduction to Chemical Texture Services  Ch. 20: Watch: An Introduction to How Chemical Products Work  Ch. 20: Read: Understand How Chemical Services Affect the Structure of Hair  Ch. 20: Watch: The Structure of Hair  Ch. 20: Do It: Matching Activity  Ch. 20: Do It: Multiple Choice Quiz
<p>II. DEMONSTRATE THE PROPER TECHNIQUE FOR PERMANENT WAVING</p>  Slides 14–49	Permanent Waving Techniques: Theory & Procedures	<ul style="list-style-type: none">  Ch. 20: Watch: The Chemistry of Permanent Waving  Ch. 20: Read: Demonstrate the Proper Technique For Permanent Waving  Ch. 20: Watch: Perm Wrapping Techniques  Ch. 20: Do It: Multiple Choice Quiz  Ch. 20: Do It: Fill In the Blank Activity

<p>III. DEMONSTRATE THE PROPER TECHNIQUE FOR CHEMICAL HAIR RELAXERS</p> <p> Slides 50–81</p>	<p>Techniques and Procedures for Chemical</p>	<ul style="list-style-type: none"> ▶ Ch. 20: Watch: Chemical Hair Relaxers Video ▢ Ch. 20: Read: Demonstrate the Proper Technique For Chemical Hair Relaxers ▶ Ch. 20: Watch: An Overview of How Thio Relaxers Work ▢ Ch. 20: Read: Additional Chemical Relaxers, Products & Techniques ▶ Ch. 20: Watch: The Procedure For Applying Hydroxide Relaxer To Virgin Hair ▶ Ch. 20: Watch: The Procedure for A Hydroxide Relaxer Retouch ✓ Ch. 20: Do It: Situational Problem Activity ✓ Ch. 20: Do It: Multiple Choice Quiz
<p>IV. DEMONSTRATE THE PROPER TECHNIQUE FOR CURL RE-FORMING (SOFT CURL PERMANENTS)</p> <p> Slides 82–84</p>	<p>Chapter Review</p>	<ul style="list-style-type: none"> ▢ Ch. 20: Read: Demonstrate the Proper Technique for Curl Re-Forming (Soft Curl Permanents) ✓ Ch. 20: Do It: Media Quiz ▢ Ch. 20: Recap Chapter Highlights ✓ Ch. 20: Flashcards: Key Terms Review Ch. 20: Comprehensive Exam

CHAPTER 21




HAIRCOLORING






CHAPTER OUTLINE	LEARNING PATH OUTLINE	MINDTAP ACTIVITIES
 Slides 1–5	Chapter 21: Haircoloring	<ul style="list-style-type: none"> ▶ Ch. 21: Watch: What You Will Learn About Haircoloring ▢ Ch. 21: Read: Chapter Learning Objectives ☑ Ch. 21: Do It: Pre-Assessment Quiz
I. UNDERSTAND WHY PEOPLE COLOR THEIR HAIR  Slides 6–9	Motivation for Haircoloring	<ul style="list-style-type: none"> ▶ Ch. 21: Watch: Learning Motivation ▢ Ch. 21: Read: Understand Why People Color Their Hair
II. REVIEW HAIR FACTS  Slides 10–15	Hair Facts	<ul style="list-style-type: none"> ▢ Ch. 21: Read: Review Hair Facts ▶ Ch. 21: Watch: Hair Facts ▶ Ch. 21: Watch: Level and Tone ☑ Ch. 21: Do It: Multiple Choice Quiz ☑ Ch. 21: Do It: Test Your Knowledge
III. IDENTIFY NATURAL HAIR COLOR AND TONE  Slides 16–20	Identify Natural Hair Color and Tone	<ul style="list-style-type: none"> ▢ Ch. 21: Read: Identify Natural Hair Color and Tone ▶ Ch. 21: Watch: Natural Hair Color ☑ Ch. 21: Do It: Multiple Choice Quiz ▶ Ch. 21: Watch: The Level System
 Slides 21–30	Color Theory	<ul style="list-style-type: none"> ▢ Ch. 21: Read: Color Theory ▶ Ch. 21: Watch: Color Theory ☑ Ch. 21: Do It: Matching Activity ▶ Ch. 21: Watch: Color Theory ☑ Ch. 21: Do It: Multiple Choice Quiz ☑ Ch. 21: Do It: Activity

<p>IV. UNDERSTAND THE TYPES OF HAIRCOLOR</p> <p> Slides 31–46</p>	<p>Types of Haircolor</p>	<ul style="list-style-type: none">  Ch. 21: Read: Types of Haircolor  Ch. 21: Watch: Haircoloring Types  Ch. 21: Read: Review of Haircolor  Ch. 21: Watch: Permanent Haircolor  Ch. 21: Read: Permanent Haircolor  Ch. 21: Do It: Activity  Ch. 21: Watch: Types of Haircoloring Products  Ch. 21: Read: Hydrogen Peroxide and Hair Lighteners  Ch. 21: Do It: Multiple Choice Quiz
<p>V. CONDUCT AN EFFECTIVE HAIRCOLOR CONSULTATION</p> <p>VI. FORMULATE HAIRCOLOR</p> <p>VII. APPLY HAIRCOLOR</p> <p> Slides 48–62</p>	<p>Conduct an Effective Haircolor Consultation</p>	<ul style="list-style-type: none">  Ch. 21: Read: Effective Consultation  Ch. 21: Do It: Activity  Ch. 21: Watch: Formulations and Applications  Ch. 21: Read: Formulating Haircolor  Ch. 21: Watch: Patch Test  Ch. 21: Read: Apply Haircolor  Ch. 21: Watch: Strand Test  Ch. 21: Do It: Test Your Understanding About Haircolor
<p>VIII. SHOW HOW TO USE LIGHTENERS</p> <p>IX. EXPRESS HOW TO USE TONERS</p> <p> Slides 63–71</p>	<p>How to Use Lighteners</p>	<ul style="list-style-type: none">  Ch. 21: Read: Show How to Use Lighteners  Ch. 21: Watch: Lighteners and Toners  Ch. 21: Do It: Know Your Definitions
<p>X. CREATE SPECIAL EFFECTS USING HAIRCOLORING TECHNIQUES</p> <p>XI. UNDERSTAND THE SPECIAL CHALLENGES IN HAIRCOLOR AND CORRECTIVE SOLUTIONS</p> <p> Slides 72–104</p>	<p>Special Effects Using Haircoloring Techniques</p>	<ul style="list-style-type: none">  Ch. 21: Read: Creating Special Effects Using Haircoloring Techniques  Ch. 21: Watch: Special Effect Techniques  Ch. 21: Do It: Complete This Quiz And Test Your Knowledge  Ch. 21: Read: Understand the Special Challenges in haircolor and Corrective Solutions  Ch. 21: Watch: Special Challenges  Ch. 21: Do It: Complete This Quiz And Test Your Knowledge
<p> Slides 105–113</p>	<p>Chapter Review</p>	<ul style="list-style-type: none">  Ch. 21: Recap Chapter Highlights  Ch. 21: Flashcards: Key Terms Review  Ch. 21: Final Chapter Exam

CHAPTER 22

















HAIR REMOVAL

CHAPTER OUTLINE	LEARNING PATH OUTLINE	MINDTAP ACTIVITIES
 Slides 1–5	Ch. 22: Hair Removal	<ul style="list-style-type: none"> ▶ Ch. 22: Watch: What You Will Learn About Hair Removal ▢ Ch. 22: Read: Chapter Learning Objectives ✓ Ch. 22: Do It: Pre-Assessment Quiz ▢ Ch. 22: Read: Why Study Hair Removal
<p>I. CONSULT THE CLIENT</p> <p>II. NAME THE CONTRAINDICATIONS FOR HAIR REMOVAL</p>  Slides 6–10	Client Consultation	<ul style="list-style-type: none"> ▶ Ch. 22: Watch: The Facial Consultation ▢ Ch. 22: Read: Consult With The Client ✓ Ch. 22: Do It: Practice Client Consultation ▶ Ch. 22: Watch: Hair Removal Consultation ▶ Ch. 22: Watch: Contraindications ✓ Ch. 22: Do It: Complete The Quiz & Test Your Understanding Of Hair Removal
<p>III. DESCRIBE PERMANENT HAIR REMOVAL</p>  Slides 11–14	Permanent Hair Removal	<ul style="list-style-type: none"> ▶ Ch. 22: Watch: Permanent Hair Removal Consultation ▢ Ch. 22: Read: Permanent Hair Removal Methods ✓ Ch. 22: Do It: Complete The Quiz & Test Your Understanding Of What You Have Learned About Hair Removal

<p>IV. DISCUSS TEMPORARY HAIR REMOVAL</p> <p> Slides 15–17</p>	Temporary Hair Removal	<p>▶ Ch. 22: Watch: Temporary Hair Removal</p> <p>📖 Ch. 22: Read: Discuss Temporary Hair Removal</p> <p>▶ Ch. 22: Watch: Waxing</p> <p>✅ Ch. 22: Do It: Multiple Choice Quiz</p> <p>▶ Ch. 22: Watch: Eyebrow Waxing</p> <p>✅ Ch. 22: Do It: Matching Activity</p>
<p> Slide 18</p>	Treatment Room Prep & Client Consultation	<p>▶ Ch. 22: Watch: How to Prepare The Treatment Room</p> <p>▶ Ch. 22: Watch: Hair Removal Consultation</p> <p>▶ Ch. 22: Watch: Contraindications</p> <p>▶ Ch. 22: Watch: Eyebrow Waxing</p>
<p> Slides 19–20</p>	Hard Wax Procedure	<p>▶ Ch. 22: Watch: Hard Waxing Procedure</p>
<p> Slides 19–20</p>	Soft Wax Procedure	<p>▶ Ch. 22: Watch: Soft Waxing Procedure</p>
<p> Slides 21–29</p>	Procedures/Chapter Review	<p>📖 Ch. 22: Recap Chapter Highlights</p> <p>✅ Ch. 22: Flashcards: Key Terms Review</p> <p>✅ Ch. 22: Final Chapter Exam</p>

CHAPTER 23






FACIALS

















CHAPTER OUTLINE	LEARNING PATH OUTLINE	MINDTAP ACTIVITIES
 Slides 1–4	Ch. 23: Facials	 Ch. 23: Read: Chapter Learning Objectives  Ch. 23: Do It: Pre-Assessment Quiz
 Slide 5	Learning Motivation: Why Study Facials?	 Ch. 23: Watch: An Introduction To Facials Ch. 23: Why Study Facials
I. CONDUCT A CONSULTATION AND SKIN ANALYSIS II. DETERMINE SKIN TYPE DURING THE SKIN ANALYSIS III. AGING AND SUN-DAMAGED SKIN  Slides 7–17	Conduct a Consultation and Skin Analysis	 Ch. 23: Read: Conducting a Consultation & Skin Analysis  Ch. 23: Watch: Analysis of Clients Skin  Ch. 23: Watch: Consultation & Skin Analysis  Ch. 23: Do It: Situational Problem Quiz  Ch. 23: Do It: Matching Activity
IV. CATEGORIZE SKIN CARE PRODUCTS  Slides 18–23	Categorize Skin Care Products	 Ch. 23: Read: Categorize Skin Care Products  Ch. 23: Watch: An Introduction To Skin Care Products  Ch. 23: Watch: Cleansing the Skin  Ch. 23: Do It: Situational Problem Quiz

<p>V. LEARN THE BASIC TECHNIQUES OF A FACIAL MASSAGE</p> <p> Slides 24–33</p>	<p>Learn the Basic Techniques of a Facial Massage</p>	<ul style="list-style-type: none"> ▶ Ch. 23: Watch: An Introduction To the Facial Massage ▢ Ch. 23: Read: The Basic Techniques For Performing a Facial Massage ▶ Ch. 23: Watch: Performing a Facial Massage ☑ Ch. 23: Do It: Situational Problem Quiz
<p>VI. KNOW THE PURPOSE OF THE FACIAL EQUIPMENT</p> <p>VII. HOW ELECTROTHERAPY AND LIGHT THERAPY TREAT THE SKIN</p> <p> Slides 34–41</p>	<p>Facial Equipment, Electrotherapy and Light Therapy</p>	<ul style="list-style-type: none"> ▶ Ch. 23: Watch: Facial Treatments and Equipment ▢ Ch. 23: Read: Facial Equipment, Electrotherapy and Light Therapy ▶ Ch. 23: Watch: Mechanical Exfoliation Using a Brushing Machine ☑ Ch. 23: Do It: Multiple Choice Quiz
<p>VIII. USE FACIALS TO TREAT BASIC AND SPECIALTY SKIN TYPES</p> <p>IX. USE OF AROMATHERAPY IN THE BASIC FACIAL</p> <p> Slides 42–49</p>	<p>Using Facials To Treat Basic & Specialty Skin Types</p>	<ul style="list-style-type: none"> ▢ Ch. 23: Read: Basic & Specialty Facials ▶ Ch. 23: Watch: Facial Treatment For Dry Skin ▶ Ch. 23: Watch: Facial Treatment for Oily Or Acneic Skin ▶ Ch. 23: Watch: Facial Treatments For Men's Skin
<p> Slides 50–53</p>	<p>Chapter Review</p>	<ul style="list-style-type: none"> ▢ Ch. 23: Recap Chapter Highlights ☑ Ch. 23: Flashcards: Key Terms Review ☑ Ch. 23: Final Chapter Exam

CHAPTER 24





















FACIAL MAKEUP


CHAPTER OUTLINE	LEARNING PATH OUTLINE	MINDTAP ACTIVITIES
 Slides 1–3	Ch. 24: Facial Makeup	<ul style="list-style-type: none"> ▶ Ch. 24: Watch: What You Will Learn About Facial Makeup ▢ Ch. 24: Read: Chapter Learning Objectives ☑ Ch. 24: Do It: Pre-Assessment
I. DESCRIBE FACIAL MAKEUP AND THEIR USES  Slides 16–18	Tools for Makeup Application	<ul style="list-style-type: none"> ▶ Ch. 24: Watch: Brushes ▢ Ch. 24: Read: Makeup Brushes and Other Tools
 Slides 5–15	Makeup	<ul style="list-style-type: none"> ▶ Ch. 24: Watch: Makeup Products ▢ Ch. 24: Read: Describe Facial Makeup and Their Uses ☑ Ch. 24: Do It: Pathbrite Portfolio Activity: Color Theory for Makeup Application ☑ Ch. 24: Do It: Test Your Knowledge
II. HOW TO USE COLOR THEORY FOR MAKEUP APPLICATION  Slides 19–25	Color Theory	<ul style="list-style-type: none"> ▶ Ch. 24: Watch: Color Theory ▢ Ch. 24: Read: Using Color Theory for Makeup Application ☑ Ch. 24: Do It: Multiple Choice Quiz ▶ Ch. 24: Watch: Color Theory ☑ Ch. 24: Do It: Matching Activity ▶ Ch. 24: Watch: Warm and Cool Colors
III. ALTER FACE SHAPES WITH MAKEUP  Slides 26–49	Alter Face Shapes with Makeup	<ul style="list-style-type: none"> ▢ Ch. 24: Read: Alter Face Shapes with Makeup ▶ Ch. 24: Watch: Face Shapes ☑ Ch. 24: Do It: Test Your Knowledge

<p>IV. OUTLINE THE STEPS FOR BASIC MAKEUP APPLICATION</p> <p> Slides 50–53</p>	<p>Steps For Basic Makeup Applications</p>	<p> Ch. 24: Read: Alter Face Shapes with Makeup</p> <p> Ch. 24: Watch: Face Shapes</p> <p> Ch. 24: Do It: Test Your Knowledge</p>
<p>V. APPLY ARTIFICIAL EYELASHES</p> <p> Slides 54</p>	<p>Apply Artificial Eyelashes</p>	<p> Ch. 24: Read: Alter Face Shapes with Makeup</p> <p> Ch. 24: Watch: Face Shapes</p> <p> Ch. 24: Do It: Test Your Knowledge</p>
<p>VI. HOW TO USE SPECIAL-OCCASION MAKEUP</p> <p> Slides 55–58</p>	<p>How to Use Special Occasion Makeup</p>	<p> Ch. 24: Read: Alter Face Shapes with Makeup</p> <p> Ch. 24: Watch: Face Shapes</p> <p> Ch. 24: Do It: Test Your Knowledge</p>
<p> Slides 59–61</p>	<p>Chapter Review</p>	<p> Ch. 24: Read: Alter Face Shapes with Makeup</p> <p> Ch. 24: Watch: Face Shapes</p> <p> Ch. 24: Do It: Test Your Knowledge</p>

CHAPTER 25




























MANICURING

CHAPTER OUTLINE	LEARNING PATH OUTLINE	MINDTAP ACTIVITIES
 Slides 1–4	Part 5: Nail Care Ch. 25: Manicuring	 Ch. 25: Read: Chapter Learning Objectives  Ch. 25: Do It: Pre-Assessment Quiz
I. WHY STUDY MANICURING?  Slide 5	An Introduction To Manicuring	 Ch. 25: Watch: An Introduction To The Creative World Of Manicuring  Ch. 25: Read: Why Study Manicuring?
II. WORK WITH NAIL TECHNOLOGY TOOLS  Slides 7–15	Working With Nail Technology Tools	 Ch. 25: Watch: All About Nail Technology Tools  Ch. 25: Read: Work With Nail Technology Tools  Ch. 25: Watch: All About Nail Products  Ch. 25: Do It: Situational Problem Activity  Ch. 25: Do It: Matching Exercise
III. LEARN THE NECESSARY COMPONENTS TO PERFORM THE BASIC MANICURE  Slides 16–22	Learn The Necessary Parts To Performing A Basic Manicure	 Ch. 25: Watch: An Introduction To The Basic Manicure  Ch. 25: Read: Learn The Necessary Components To Perform The Basic Manicure  Ch. 25: Watch: The Three-Part Procedure & The Manicure Consultation  Ch. 25: Watch: Performing A Basic Manicure  Ch. 25: Watch: Applying Polish  Ch. 25: Do It: Matching Activity  Ch. 25: Do It: Multiple Choice Quiz

<p>IV. HOW TO CATER TO A MAN'S MANICURE SERVICE</p> <p> Slides 23–33</p>	<p>Additional Manicure Techniques & Services</p>	<ul style="list-style-type: none"> ▶ Ch. 25: Watch: Additional Manicure Services 📖 Ch. 25: Read: More About Additional Manicure Services ▶ Ch. 25: Watch: Hand & Arm Massage ☑ Ch. 25: Do It: Situational Problem Activity ▶ Ch. 25: Watch: The French Manicure Using Polish
<p> Slides 34–48</p>	<p>Chapter Review</p>	<ul style="list-style-type: none"> 📖 Ch. 25: Recap Chapter Highlights ☑ Ch. 25: Flashcards: Key Terms Review ☑ Ch. 25: Final Chapter Exam






CHAPTER 26

PEDICURING

CHAPTER OUTLINE	LEARNING PATH OUTLINE	MINDTAP ACTIVITIES
 Slides 1–5	Ch. 26: Pedicuring	<ul style="list-style-type: none">  Ch. 26: Read: Chapter Learning Objectives  Ch. 26: Watch: What You Will Learn About Pedicuring  Ch. 26: Do It: Pre-Assessment Quiz
I. LEARN THE TOOLS AND MATERIALS USED DURING PEDICURES  Slides 7–12	Pedicure Tools and Materials	<ul style="list-style-type: none">  Ch. 26: Read: Learn the Tools and Materials Used During Pedicures  Ch. 26: Watch: Pedicure Tools Part 1  Ch. 26: Read: Pedicure Implements  Ch. 26: Watch: Pedicure Tools Part 2  Ch. 26: Do It: Multiple Choice Quiz
II. KNOW ALL ABOUT PEDICURES  Slides 13–15	Basic Pedicure vs. Spa Pedicure	<ul style="list-style-type: none">  Ch. 26: Watch: About Pedicures  Ch. 26: Read: Know All About Pedicures  Ch. 26: Do It: Matching Activity  Ch. 26: Watch: Client Consultation  Ch. 26: Do It: Multiple Choice Quiz  Ch. 26: Watch: Basic Pedicure  Ch. 26: Do It: Matching Activity
III. PROPERLY CLEAN AND DISINFECT FOOT SPAS  Slide 16	Disinfection Practices	<ul style="list-style-type: none">  Ch. 26: Read: Properly Clean and Disinfect Foot Spas  Ch. 26: Watch: Disinfection Practices  Ch. 26: Do It: Matching Activity  Ch. 26: Do It: Multiple Choice Quiz
 Slides 17–19	Chapter Review	<ul style="list-style-type: none">  Ch. 26: Recap Chapter Highlights  Ch. 26: Flashcards: Key Terms Review  Ch. 26: Final Chapter Exam




CHAPTER 27














NAIL TIPS AND WRAPS

CHAPTER OUTLINE	LEARNING PATH OUTLINE	MINDTAP ACTIVITIES
 Slides 1–3	Ch. 27: Nail Tips and Wraps	<ul style="list-style-type: none"> ▶ Ch. 27: Watch: Nail Tips and Wraps ▢ Ch. 27: Read: Chapter Learning Objectives ✓ Ch. 27: Do It: Pre-Assessment Quiz
I. LEARN ALL YOU NEED TO KNOW ABOUT NAIL TIPS  Slides 4–9	Nail Tips	<ul style="list-style-type: none"> ▶ Ch. 27: Watch: An Introduction To Nail Tips & Wraps ▢ Ch. 27: Read: Learn All You Need To Know About Nail Tips ▶ Ch. 27: Watch: Nail Tip Application ✓ Ch. 27: Do It: Multiple Choice Quiz ▶ Ch. 27: Watch: Nail Tip and Wrap Supplies
II. EXPLORE THE USES OF NAIL WRAPS  Slides 10–11	Nail Wraps	<ul style="list-style-type: none"> ▢ Ch. 27: Read: Explore the Uses of Nail Wraps ▶ Ch. 27: Watch: Nail Wraps ✓ Ch. 27: Do It: Matching Activity
III. CARRY OUT NAIL WRAP MAINTENANCE, REPAIR, AND REMOVAL  Slides 12–14	Nail Wrap Maintenance	<ul style="list-style-type: none"> ▶ Ch. 27: Watch: Nail Maintenance ▢ Ch. 27: Read: Nail Wrap Maintenance ✓ Ch. 27: Do It: Multiple Choice Quiz ▶ Ch. 27: Watch: Fabric Wrap and Tip Removal
 Slides 15–18	Chapter Review	<ul style="list-style-type: none"> ▢ Ch. 27: Recap Chapter Highlights ✓ Ch. 27: Flashcards: Key Terms Review ✓ Ch. 27: Final Chapter Exam

CHAPTER 28















MONOMER LIQUID AND POLYMER POWDER NAIL ENHANCEMENTS



CHAPTER OUTLINE	LEARNING PATH OUTLINE	MINDTAP ACTIVITIES
 Slides 1–5	Ch. 28: Monomer Liquid and Polymer Powder Nail Enhancements	<ul style="list-style-type: none"> ▶ Ch. 28: Watch: Monomer Liquid & Polymer Powder Nail Enhancements ▢ Ch. 28: Read: Chapter Learning Objectives ☑ Ch. 28: Do It: Pre-Assessment Quiz
<p>I. CONVEY THE CHEMISTRY OF MONOMER LIQUID AND POLYMER POWDER NAIL ENHANCEMENTS</p>  Slides 7–9	The Chemistry of Nail Enhancements	<ul style="list-style-type: none"> ▢ Ch. 28: Read: The Chemistry of Monomer Liquid and Polymer Powders ▶ Ch. 28: Watch: The Chemistry of Nail Enhancements ☑ Ch. 28: Do It: Multiple Choice Quiz
<p>II. SPECIFY THE SUPPLIES REQUIRED FOR MONOMER LIQUID AND POLYMER POWDER NAIL ENHANCEMENTS</p>  Slides 10–13	Required Supplies	<ul style="list-style-type: none"> ▢ Ch. 28: Read: Specify the Supplies Required for Monomer Liquid and Polymer Powder Nail Enhancements ▶ Ch. 28: Watch: Tools and Materials ☑ Ch. 28: Do It: Matching Activity ☑ Ch. 28: Do It: Discussion ▶ Ch. 28: Watch: One Color Nail Enhancement Over Nail Tips

<p>III. COMPLETE MONOMER LIQUID AND POLYMER POWDER NAIL ENHANCEMENT MAINTENANCE, CRACK REPAIR, AND REMOVAL</p> <p>IV. DESCRIBE ODORLESS MONOMER LIQUID AND POLYMER POWDER PRODUCTS</p> <p> Slides 14–17</p>	Nail Enhancement Maintenance	<p> Ch. 28: Read: Complete Monomer Liquid and Polymer Powder Nail Enhancement Maintenance, Crack Repair, and Removal</p> <p> Ch. 28: Watch: Maintenance and Removal</p> <p> Ch. 28: Do It: Quiz</p>
<p>V. UTILIZE COLORED POLYMER POWDER PRODUCTS</p> <p>VI. CREATE MONOMER LIQUID AND POLYMER POWDER NAIL ART</p> <p> Slides 18–19</p>	Utilize Colored Polymer Powder Products	<p> Ch. 28: Read: Utilize Colored Polymer Powder Products</p> <p> Ch. 28: Watch: One Color Monomer Liquid and Polymer Powder Maintenance</p> <p> Ch. 28: Do It: Quiz</p>
	Procedural Videos	<p> Ch. 28: Watch: One Color Maintenance</p> <p> Ch. 28: Watch: Crack Repair</p>
<p> Slides 20–26</p>	Chapter Review	<p> Ch. 28: Recap Chapter Highlights</p> <p> Ch. 28: Flashcards: Key Terms Review</p> <p> Ch. 28: Final Chapter Exam</p>

CHAPTER 29


















LIGHT CURED GELS






















CHAPTER OUTLINE	LEARNING PATH OUTLINE	MINDTAP ACTIVITIES
 Slides 1–3	Ch. 29: Light Cured Gels	 Ch. 29: Read: Chapter Learning Objectives  Ch. 29: Do It: Pre-Assessment Quiz
I. COMPREHEND THE CHEMISTRY OF LIGHT CURED GELS II. DESCRIBE LIGHT CURED GELS  Slides 4–8	The Chemistry & The Types Of Light Cured Gels	 Ch. 29: Read: The Chemistry & The Types Of Light Cured Gels  Ch. 29: Watch: An Introduction To Light Cured Gels  Ch. 29: Watch: One-Color UV Or LED Gel On Tips Or Natural Nails  Ch. 29: Watch: Two-Color UV Or LED Gel On Tips Or Natural Nails  Ch. 29: Do It: Matching Exercise
III. NAME THE SUPPLIES REQUIRED FOR LIGHT CURED GELS IV. WHEN TO USE LIGHT CURED GELS V. CHOOSE THE PROPER LIGHT CURED GEL TECHNOLOGY VI. DISTINGUISH THE DIFFERENCE BETWEEN LIGHT CURED BULBS AND LAMPS  Slides 9–14	Supplies Required, and Choosing & Using the Proper Light Cured Gel Technology	 Ch. 29: Watch: UV Gel Supplies  Ch. 29: Read: The Supplies Required, and Choosing & Using the Proper Light Cured Gel Technology  Ch. 29: Watch: UV or LED Gel Extensions Over Forms  Ch. 29: Do It: Quiz

<p>VII. SPECIFY THE ADVANTAGES OF LIGHT CURED GEL POLISH</p> <p>VIII. RELATE NAIL ART TO LIGHT CURED GELS</p> <p>IX. PERFORM LIGHT CURED GEL MAINTENANCE AND REMOVAL</p> <p> Slides 15–18</p>	<p>Advantages of Light Cured Gels, Nail Art, and Light Cured Ge</p>	<p>▶ Ch. 29: Watch: An Introduction To Light Cured Gel Maintenance and Removal</p> <p>📖 Ch. 29: Read: The Advantages of Light Cured Gels, Nail Art, and Maintenance & Removal</p> <p>▶ Ch. 29: Watch: UV or LED Gel Maintenance</p> <p>▶ Ch. 29: Watch: UV or LED Gel Removal-Traditional Hard Gel</p> <p>▶ Ch. 29: Watch: UV or LED Soft Gel Polish-Application and Removal</p>
<p> Slides 19–23</p>	<p>Chapter Review</p>	<p>📖 Ch. 29: Recap Chapter Highlights</p> <p>✅ Ch. 29: Flashcards: Key Terms Review</p> <p>✅ Ch. 29: Final Chapter Exam</p>

CHAPTER 30

















PREPARING FOR LICENSURE AND EMPLOYMENT



CHAPTER OUTLINE	LEARNING PATH OUTLINE	MINDTAP ACTIVITIES
 Slides 1–4	Part 6: Business Skills Ch. 30: Preparing for Licensure and Employment	Ch. 30: Preparing For Licensure and Employment (Learning Motivation)  Ch. 30: Read: Chapter Learning Objectives  Ch. 30: Do It: Pre-Assessment Quiz
I. PREPARE FOR LICENSURE  Slides 6–19	Preparing for Exam and Licensure	 Ch. 30: Read: Prepare for Licensure  Ch. 30: Watch: Preparing for Licensure  Ch. 30: Do It: Multiple Choice Quiz  Ch. 30: Watch: Preparing for the Licensing Exam
II. PREPARE FOR EMPLOYMENT  Slides 22–33	Prepare for Employment	 Ch. 30: Read: Prepare for Employment  Ch. 30: Watch: How to Create Your Dream Career  Ch. 30: Do It: Inventory of Personal Characteristics  Ch. 30: Read: A Salon Survey  Ch. 30: Watch: Salon Tours  Ch. 30: Do It: Salon Checklist and Sample Appointment Confirmation & Thank You Notes  Ch. 30: Do It: Quiz  Ch. 30: Watch: Employment Preparation

 Slides 22–33	The Comprehensive Resume and Complete Everchanging Portfolio	<ul style="list-style-type: none">  Ch. 30: Read: Resume Development  Ch. 30: Watch: Resume Writing  Ch. 30: Read: Put Your Resume into Action  Ch. 30: Do It: Cover Letter  Ch. 30: Read: Employment Portfolio  Ch. 30: Watch: Portfolio Development  Ch. 30: Do It: Matching Activity  Ch. 30: Do It: Pathbrite Portfolio Activity: Seeking Employment
III. ARRANGE FOR A JOB INTERVIEW  Slides 52–69	Arranging and Preparing for Job Interviews	<ul style="list-style-type: none">  Ch. 30: Watch: The Job Interview  Ch. 30: Read: Arrange for a Job Interview  Ch. 30: Read: Why Should They Hire You?  Ch. 30: Watch: Powerful Interview Questions  Ch. 30: Read: Why Should They Hire You Part II  Ch. 30: Watch: The Job Interview  Ch. 30: Watch: How To Ace a Technical Interview
 Slides 70–73	Chapter Review	<ul style="list-style-type: none">  Ch. 30: Recap Chapter Highlights  Ch. 30: Flashcards: Key Terms Review  Ch. 30: Final Chapter Exam

CHAPTER 31

























ON THE JOB














CHAPTER OUTLINE	LEARNING PATH OUTLINE	MINDTAP ACTIVITIES
 Slides 1–3	Ch. 31: On the Job	 Ch. 31: Read: Chapter Learning Objectives  Ch. 31: Do It: Pre-Assessment Quiz
 Slide 4	What It Is Like On The Job	 Ch. 31: Watch: Learning Motivation  Ch. 31: Read: Why Study What It Is Like On The Job
<p>I. DESCRIBE THE EXPECTATIONS OF MOVING FROM SCHOOL TO WORK</p> <p>II. FIND THE RIGHT POSITION OUT IN THE REAL WORLD</p>  Slides 6–16	Moving From School To Work & Finding The Right Position	 Ch. 31: Watch: Work Expectations  Ch. 31: Read: Moving From School To Work & Finding The Right Job  Ch. 31: Watch: Pay and Personal Finances  Ch. 31: Watch: More About Compensation Plans  Ch. 31: Watch: Finding A Mentor  Ch. 31: Do It: Multiple Choice Quiz
<p>III. MANAGE YOUR MONEY</p>  Slides 17–24	Managing Your Money	 Ch. 31: Read: Manage Your Money  Ch. 31: Do It: Personal Monthly Budget Worksheet

<p>IV. DISCOVER THE SELLING YOU V. KEEP CURRENT CLIENTS AND EXPAND YOUR CLIENT BASE</p> <p> Slides 25–37</p>	<p>Discover The Selling You</p>	<ul style="list-style-type: none"> ▶ Ch. 31: Watch: Discover The Selling You ▢ Ch. 31: Read: Discover the Selling You ▶ Ch. 31: Watch: Building Clientele ▶ Ch. 31: Watch: The Rebooking ▶ Ch. 31: Watch: Getting Retail Results ▶ Ch. 31: Watch: Client Retention Strategies ▶ Ch. 31: Watch: Calculating Your Average Ticket ▶ Ch. 31: Watch: Calculating Your Average Service/Retail Ticket
<p>VI. ON YOUR WAY</p> <p> Slides 38–40</p>	<p>Closing Out The Service/Chapter Review</p>	<ul style="list-style-type: none"> ☑ Ch. 31: Do It: Situational Problem Activity ▢ Ch. 31: Recap Chapter Highlights ☑ Ch. 31: Flashcards: Key Terms Review Ch. 31: Comprehensive Exam

CHAPTER 32

THE SALON BUSINESS

CHAPTER OUTLINE	LEARNING PATH OUTLINE	MINDTAP ACTIVITIES
 Slides 1–4	Ch. 32: The Salon Business	Ch. 32: Why Study The Salon Business  Ch. 32: Read: Chapter Learning Objectives  Ch. 32: Do It: Pre-Assessment Quiz
I. REVIEW TYPES OF BUSINESS OPTIONS  Slides 6–9	Types of Business Options	 Ch. 32: Read: Review Types of Business Options  Ch. 32: Watch: Opening a Salon  Ch. 32: Do It: Multiple Choice Quiz
 Slides 10–13	Types of Salon Ownership	 Ch. 32: Read: Types of Salon Ownership  Ch. 32: Watch: Types of Ownership  Ch. 32: Do It: Matching Activity  Ch. 32: Watch: Are You Ready To Be a Salon or Spa Owner
II. REVIEW TYPES OF BUSINESS OPTIONS (CONTINUED)  Slides 14–28	Business Plan	 Ch. 32: Read: Business Plan  Ch. 32: Do It: Quiz  Ch. 32: Watch: Rental vs. Commission
III. BOOTH RENTAL  Slides 30–33	Booth Rental	 Ch. 32: Read: Booth Rental  Ch. 32: Watch: Booth Rental  Ch. 32: Do It: Quiz
IV. ELEMENTS OF A SUCCESSFUL SALON  Slides 34–47	Elements of a Successful Salon	 Ch. 32: Read: Elements of a Successful Salon  Ch. 32: Watch: Social Media Etiquette  Ch. 32: Do It: Quiz

V. BUILDING YOUR BUSINESS  Slides 48–53	Building Your Business	 Ch. 32: Read: Building Your Business  Ch. 32: Do It: True or False Activity  Ch. 32: Watch: Successful Operation of a Salon
 Slides 54–60	Chapter Review	 Ch. 32: Recap Chapter Highlights  Ch. 32: Flashcards: Key Terms Review  Ch. 32: Final Chapter Exam
	Before You Graduate	 Read: Before You Graduate  Do: Pathbrite Activity  Read: The Licensing Exam Overview  Read: Practical Exam Tips  Do: Make Your First Job Count